

September 5th, 2024

Dear Senior Parents,

There is a lot of information in this document but the 3 main things in this letter that I need from you are:

1. **Recognition/grad ads for the yearbook are due by January 15th, 2025.**
2. **A baby photo of your senior due by February 28th, 2025**
3. **Senior portraits are due by May 2nd, 2025.**

Grad Ads- The staff of the 2024-25 LHS Yearbook invites you to place a dedication to your senior in the advertising section of the book. Traditionally known as the “Recognition Ads” or “Grad Ads”, these dedications include photos of your choice along with words of congratulations for your senior. Dedications are available in two sizes. You may choose between ½ page (\$45) or ¼ page (\$90). Examples from the past are included with this information to help you visualize what your ad might look like.

Parents will have the opportunity to design their student’s ad themselves. This is done entirely through TreeRing. Instructions are on the following pages. TreeRing limits ads to one per senior, but the rest is up to you! Once you have completed your design and payment, we will place it in the yearbook.

You can also order your senior’s yearbook at this time if you wish. We are working with TreeRing again this year and **ALL yearbooks are to be ordered via their online site**. The company’s link is www.treering.com. With a yearbook purchase, each student is given 2 pages in their own book to customize with their own personal content. This is a great place to put those team, club, and friend photos that mean a lot to your student. **Custom pages are due by May 13th.**

Senior Portraits- You can CHOOSE the photographer/studio you wish to use. Simply ask that photographer to send the proof jpg of the headshot you choose to miller@lhssc.org.

If your student has NOT done this by now and you need photographer information, an info page of photographers who have recently worked with our students is included in the attachments to this letter. We hope to have as many portraits as possible submitted by Christmas Vacation, but will accept them as long as we have not gone to press. Please schedule your photo session ASAP.

Baby Photo- Email me a photo of your senior as a baby or toddler!

If you have any questions, email me at miller@lhssc.org.

Peace and Blessings,

Mrs. Miller - Yearbook Adviser

Sample GRAD ads to give you ideas of what is possible - you can also take a peek in the back of your student's book from last year to get ideas of the sorts of photos and messages that work.

<p style="text-align: center;">Mikayla Funk</p>  <p>Mikayla, What an amazing young lady you have grown up to be. We are so proud of you and all you have accomplished. We can't wait to see what wonderful plans God has for you.</p>  <p>Your dad is sure proud of you too. We love you, Mom, Andrew, Grandma & Grandpa.</p>	<p style="text-align: center;">Mckenzie Gross</p>  <p>Mckenzie, We love you for all that you are, all that you have been, and all you're yet to be!</p>  <p>Seek God's will in all you do, and he will show you the path to take - Proverbs 3:6</p> <p>Love you to the moon and back, Mom and Dad</p>
<p style="text-align: center;">Katie Umbach</p> <p>Katie, You have grown into such a beautiful young woman! We are so proud of you and know God has wonderful plans for you. Keep smiling, work hard and your dreams will come true. Love, Mom, Dad & Joe</p> 	<p style="text-align: center;">Andrew Sides</p>  <p>Andrew, We are so proud of you and all that you've accomplished. You have no idea how blessed we feel to have watched you grow these past 18 years. God has blessed you with some amazing gifts and talents.</p>
<p style="text-align: center;">Grace Civey</p>  <p>Congratulations Grace! We're Proud of You! Love, Dad, Erin, Lizzie, Bella, & Landry Mom, Rob & Ava</p>	<p style="text-align: center;">Andrew Sides</p>  <p>As you move into this next chapter of life, continue to keep Christ at the center of everything. We love you, Andrew Mom & Dad</p>

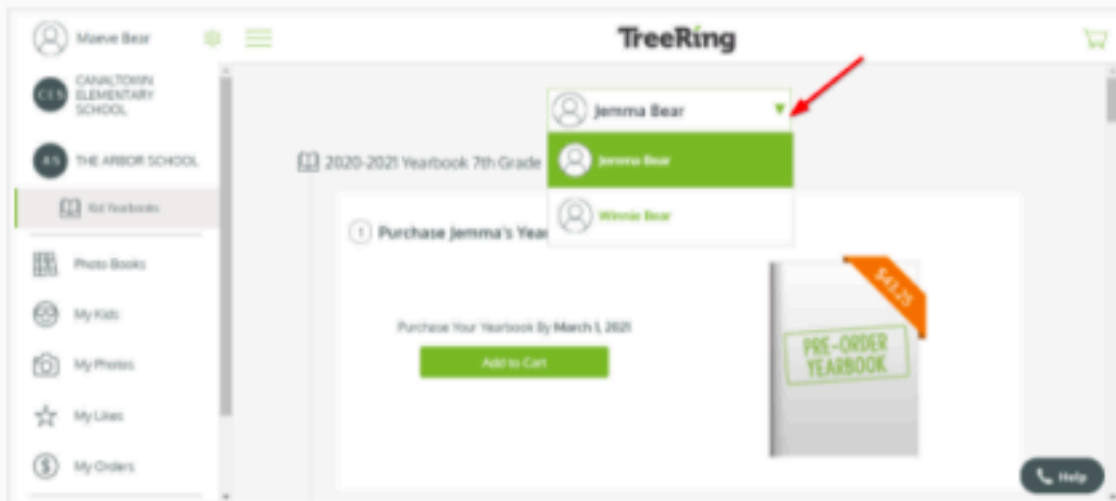
TreeRing Recognition Ad Instructions

*screenshots do not reflect accurate prices

Schools have the option to include Recognition Ads in the yearbook. If you have been notified by your child's school that Recognition Ads can be purchased for the yearbook, this is how you can create and buy an ad for your child.

Note: Only one ad can be purchased per student.

1. Log in and on your homepage you will see your child's name. If you have more than one child at the school, use the Kid Switcher to select the correct child for the ad.



2. Scroll down on the main area of your homepage and select Create a Yearbook Ad.


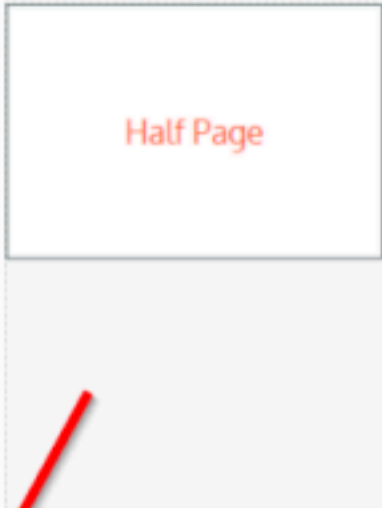



3. Choose your ad size. Even if the school is only offering one ad size, you will still be taken to this screen to select and confirm the size.

TreeRing

Recognition Ad - Celebrate Someone Special!

Choose your ad size

 <p>1/4 Page</p>	 <p>Half Page</p>
<p>\$10.00</p> <p>Select</p>	<p>\$20.00</p> <p>Select</p>



- Final ad placement on page will be determined by yearbook editors.
- Remember! Your ads will print in every yearbook.
- Proceeds from ad sales go toward your school's fundraiser.

4. On the left side of the page shows the deadline date for purchasing the ad and the size and price of the ad. On the right side of the page is the ad space to edit.



How to create and edit your ad:

1. The text in the template can be edited and photos can be dropped into the photo placeholders. Add photos, text, and graphics from the tabs on the right. All content can be adjusted in size or deleted.
2. Drag and drop the items inside the ad. Anything placed outside of the template will not be included in the ad.
3. When you are finished editing, click the Buy Now button to purchase the ad. Only purchased ads can be added to the yearbook by an editor.

5. When you are done with the ad, select Buy Now.

Jemma Bear's Recognition Ad


Your ad will not print in the yearbook until you hit "Buy Now"

Purchase your ad by **Mar 19, 2021**

How to create and edit your ad:

- 1 Add photos, text, and graphics to your ad from the tabs on the right.
- 2 Drag and drop items inside the ad.
- 3 Finished editing? Click the BUY NOW button.


1/4 Page Ad \$10.00

BUY NOW 



More info:


- Final ad placement on the page will be made by yearbook editors.
- Your ad will print in every yearbook.
- Not happy with your ad now? [Click here to create a new one!](#)

Jemma Bear



The amount of your donation determines the size of your ad.



 ToolsUndo ↶Redo ↷

6. Confirm the ad is complete by selecting I Confirm My Ad Is Complete.

Recognition Ad Confirmation

Please confirm that you are finished editing your ad and it is ready to print.

Jemma Bear



So proud of you Jemma!
Happiness Always!
Dad



Cancel



I Confirm My Ad Is Complete



7. Confirm that the ad details and the price are correct in your cart and select Checkout.

TreeRing

YOUR CART

	Jemma Bear Ad 2020-2021 The Arbor School	1/4 Page	1	\$10.00
 Remove				

Subtotal \$10.00

[CHECKOUT](#)


PLEASE NOTE: Purchasing the Recognition Ad and the yearbook itself are two different things. Please be sure you have purchased both the ad and the yearbook if you want both.

8. Select the method of payment and enter the payment information. Select Place Order.

TreeRing

Payment

Credit Card Check PayPal



Card Number Expiration Date CVV

Name on Card Billing Postal Code



YOUR CREDIT CARD INFORMATION IS SECURE
All TreeRing credit card transactions are encrypted, and we do not store any

Item Summary
All amounts are in US dollars

Other	\$10.00
Subtotal (1 item)	\$10.00
Tax	\$0.00
Shipping	\$0.00
Total	\$10.00

[Place Order](#)

Receipt will be emailed to: mb@mytreering.com

9. Now on your homepage you will see the ad you created. If you want to edit the ad, select Edit Yearbook Ad.

TreeRing

Celebrate Jemma!
Complete recognition ad for Jemma by March 19, 2021

[Edit Yearbook Ad](#)



LOCAL AREA SENIOR PHOTOGRAPHERS

WHAT TO ASK FOR FROM THE PHOTOGRAPHER:

A full-color headshot pose (indoors or outside is fine) Look in past yearbooks to get an idea of what is submitted. Full body poses and props are allowed but use discretion. The more uncluttered the photo, the better the turn out.

A high resolution (300dpi) photo .jpg for up to a 4x6 size print quality.

Contact individual photographers regarding pricing and further info.

Irish Eyes Photography

(636) 887-0378

irisheyesseniors@gmail.com

<https://www.facebook.com/irisheyesseniors/>

<http://www.irisheyesseniors.com/>

Kelsey Gross (LHS alum)

Email: kelseynicolephoto@gmail.com

Rachel Hill Photography

<http://www.rachelhillphoto.com/>

<http://www.facebook.com/rachelhillphotography>

Pam Huff

Pam's Photography 314-603-6628 / 314-921-4353

www.pamsphotos.com www.seniorphotosbypam.com

Jen Adams Koenig Photography - LHS Alum - Private photography work

3915 Summer Lane / Highland, IL 62249

jenkoenig3@gmail.com

Miracle Kickham Photography

Dardenne Prairie, MO 636-240-7084

www.mkphotos.com

Laurie Nowling

Bliss Eleven Studios

107 N. Main Street / St. Charles, MO 63301 Studio: 636-493-9911

Cell: 636-875-0229

Email: blisseleven@gmail.com www.blisseleven.com

Michelle Schwartz

Michelle Schwartz Photography 314.881.8325

Michelleschwartz.zenfolio.com

facebook.com/michelleschwartzphotography

Karen Thaemert (LHS teacher)

K Thaemert Photography - Karen Thaemert, Member of Immanuel St Charles

636-947-5956

ktgrads.com

Abigail Nelson

Abigail Kaye Photography LLC

(314) 410 - 5716

abikayephotography@gmail.com

www.abigailkayephotgraphy.com